


How to make and publish Digital Crossword Supplements

A digital crossword supplement is a magazine containing pages with crossword puzzles and sudokus that is published digitally through the ePaper app. Either as a stand-alone supplement or as a substitution for the newspaper on print free days (e.g. Sundays).



Three steps to construct a Digital Crossword Supplement

STEP 1

AGREE ON AND RECEIVE MATERIAL

Bulls Press delivers crossword as pictures and links



www.link.com/crossword

STEP 2

BUILD A TEMPLATE AND MAKE FIRST ISSUE



front cover crossword back cover
pages

STEP 3

PUBLISH YOUR SUPPLEMENTS



Upload to Visiolink


FTP Server or
Visiolink Publishing Hub

STEP 1 AGREE ON AND RECEIVE MATERIAL

Agree with Bulls Press (or another partner) on:

- Publishing frequency (e.g. every Sunday)
- Amount of puzzles per issue (e.g. 6 full page crosswords and 8 sudokus)


Receive puzzles and sudokus as PDFs and matching links for the online version of the puzzle



<https://www.digitalakorsord.se/c/dagbladet3/KMYzwwYo>


STEP 2 BUILD A TEMPLATE AND MAKE FIRST ISSUE

- Place pictures on the crossword pages
- Place the link on top of the pictures
- Make a front cover
- Make a back cover
- Export issue as a PDF


1 page with
dynamic front cover


X pages with various
crosswords, puzzles and sudokus


1 page with
static back cover



STEP 3 PUBLISH YOUR SUPPLEMENTS

- Upload to FTP Server or manually on Visiolink Publishing Hub
- Make sure to upload to the right folder
- Make sure to set publish time right



Visiolink Publishing Hub